

PREA ANNUAL REPORT

**CY
21**



PREACH OUTREACH



WE ARE WASHINGTON
DC GOVERNMENT OF THE
DISTRICT OF COLUMBIA
MURIEL BOWSER, MAYOR

INTRODUCTION

The Prison Rape Elimination Act (PREA) of 2003¹ was signed into federal law with the purpose to provide for the analysis of incidence and effects of prison rape in Federal, State and local institutions and to provide information, resources, recommendations and funding to protect individuals from prison rape. In 2012, the Bureau of Prisons published standardized guidelines promulgated by the Attorney General of the United States. PREA applies to all public and private institutions that house adult or juvenile offenders.

The Department of Youth Rehabilitation Services (DYRS) for the District of Columbia maintains a zero-tolerance policy regarding sexual abuse and harassment within the agency's one detention center, the Youth Services Center, and one treatment facility, the New Beginnings Youth Center.

DYRS investigates all sexual abuse, sexual assault and sexual harassment allegations. DYRS completes an incident report for each case and enters the report into DYRS's juvenile management system, FamCare. Allegations are administratively and/or criminally investigated depending on the nature of the alleged incident. Upon completion of each investigation, appropriate disciplinary action is taken against the perpetrator. When appropriate, the case is presented to the Metropolitan Police Department (MPD) for investigation and prosecution. Case files of PREA allegations are maintained for a period of at least seven (7) years upon completion of the investigation.

It is important to note that DYRS continually seeks to improve the reporting and investigation methods to ensure the highest level of compliance, as well as swift corrective action when needed. The agency's zero-tolerance policy aims to protect all youth under DYRS jurisdiction from sexual harassment and abuse, and protects anyone who reports or cooperates with an on-going investigation from retaliation.

This report summarizes allegations by the calendar year (CY) and includes CY19, 20 and 21 with CY21 being the focus.

DYRS compiles and investigates PREA allegations in four (4) major categories: 1) Staff-to-Youth Abuse; 2) Staff-to-Youth Harassment; 3) Youth-to-Youth Abuse, and 4) Youth-to-Youth Harassment.

The U.S. Department of Justice (DOJ) Survey and Sexual Victimization (SSV) defines four investigation outcomes. Upon completion of the investigation, all allegations will be deemed one of the four dispositions:

1. Substantiated: the event was investigated and determined to have occurred, based on a preponderance of the evidence (28 C.F.R. § 115.72);
2. Unsubstantiated: the investigation concluded that evidence was insufficient to determine whether or not the event occurred; (28 C.F.R. § 115.72)

¹ Prison Rape Elimination Act of 2003, 45 U.S.C. §§ 15601-15609 (2003).

3. Unfounded: the investigation determined the event did not occur; and
4. Investigation Open: evidence is still being gathered, processed or evaluated, and a final determination has not yet been made.

AGENCY OVERVIEW

The Department of Youth Rehabilitation Services (DYRS) is District of Columbia's cabinet level juvenile justice agency. DYRS administers detention, commitment, and aftercare services for youth held under its care in its facilities or residing in the DC community. DYRS is actively involved in several innovative programming models, collaborating with locally and nationally recognized juvenile justice centers in the following types of programs: juvenile justice, a continuum of care, alternative sentencing, supervised citation release and supportive living.

The Agency's secured program workforce is comprised of over 300 direct care personnel and over 100 non-secured staff, which includes individuals in maintenance, medical, mental health, and food service.

MISSION

The mission of the Department of Youth Rehabilitation Services (DYRS) is to provide court-involved youth the opportunity to become more productive citizens by building on the strengths of youths and their families in the least restrictive, most homelike environment consistent with public safety.


VISION

DYRS' vision is to provide the nation's best continuum of care for court-involved youth and their families through a wide range of programs that emphasize individual strengths, personal accountability, public safety, skill development, family involvement, and community support.

DATA

Figure 1: Demographics.

The below collective data shows the basic demographics for the populations served in each facility on the final day of the Calendar Year (CY) as well as annual admissions and discharges for each placement for the full CY.

	CY19				CY20				CY21			
	YSC	NB	HOPE HOUSE	TOTAL	YSC	NB	HOPE HOUSE	TOTAL	YSC	NB	HOPE HOUSE	TOTAL
TOTAL CENSUS DECEMBER 31	51	36	0	87	57	41	0	98	46	46	0	92
MALE	45	36	0	6	52	41	0	93	46	40	0	86
FEMALE	6	0	0	6	5	0	0	5	0	6	0	6
AGE 17 AND UNDER	48	22	0	70	40	36	0	76	30	37	0	67
AGE 18-20	3	14	0	17	17	5	0	22	16	9	0	25
AGE 21 AND OVER	0	0	0	0	0	0	0	0	0	0	0	0
ANNUAL TOTAL ADMISSIONS	2,998	73	91	3,162	1,594	57	0	1,651	90	1,764	0	1,854
ANNUAL TOTAL DISCHARGES	2,992	79	95	3,166	1,590	52	0	1,642	45	1,735	0	1,780
ANNUAL TOTAL UNIQUE YOUTH ADMITTED	1,319	62	57	1,322	740	55	0	795	59	816	0	875
ANNUAL TOTAL UNIQUE YOUTH DISCHARGED	1,323	69	59	1,348	742	52	0	794	43	837	0	880

Admissions: The start of a new enrollment

Discharges: The end of an enrollment

Unique Youth: A count of the total youth as opposed to counting a youth each time they entered/left the facility

Figure 2: Total allegations CY19 - CY21 by placement.

Between January 2019 and December 2021, there have been a total of 39 reported allegations in DYRS operated facilities and placements including Youth Services Center (YSC), New Beginnings Youth Development Center (NBYDC), and Hope House.

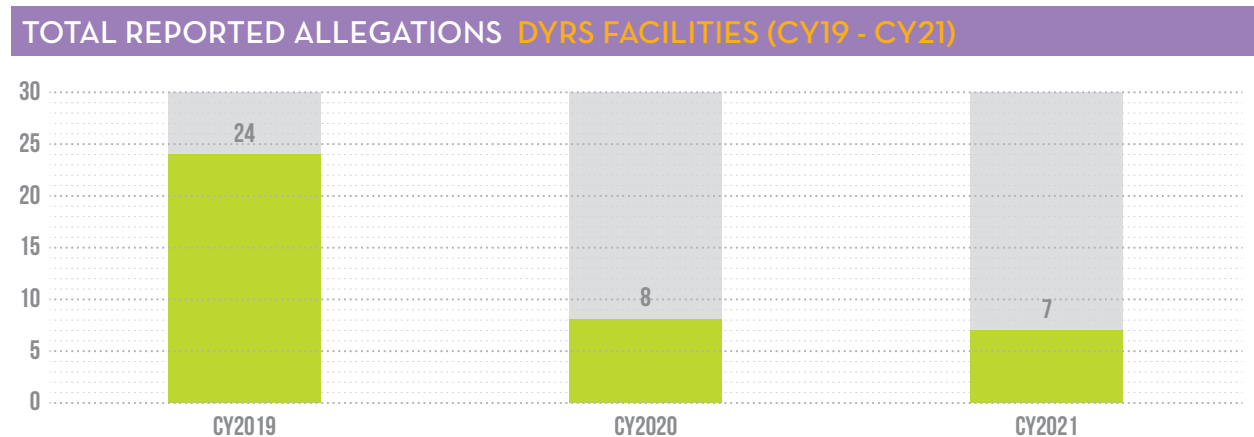


Figure 3: Aggregate data for CY19 by category.

In CY19, there were a total of 24 allegations in agency-operated placements. Of those, one case of Youth-on-Youth Abusive Sexual Contact was substantiated.

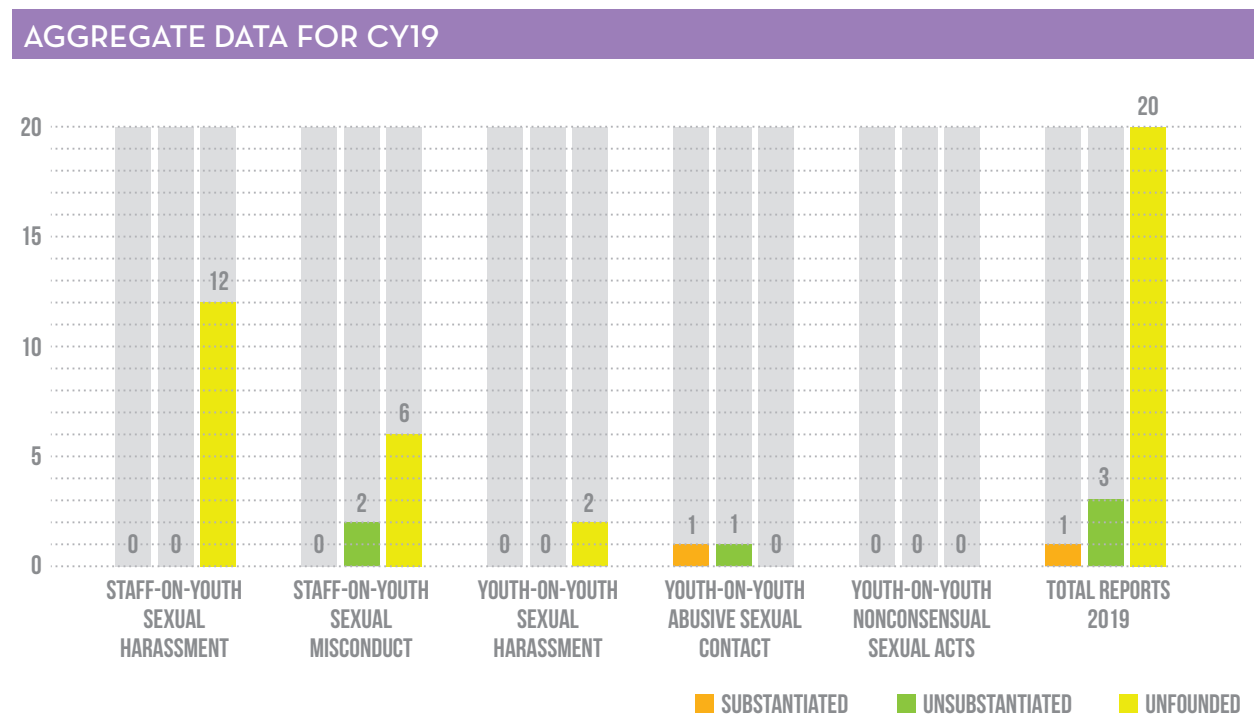


Figure 4: Aggregate data for CY20 by category.

In CY20, there were a total of eight (8) allegations in the agency-operated placements. Of those eight, zero cases were substantiated.

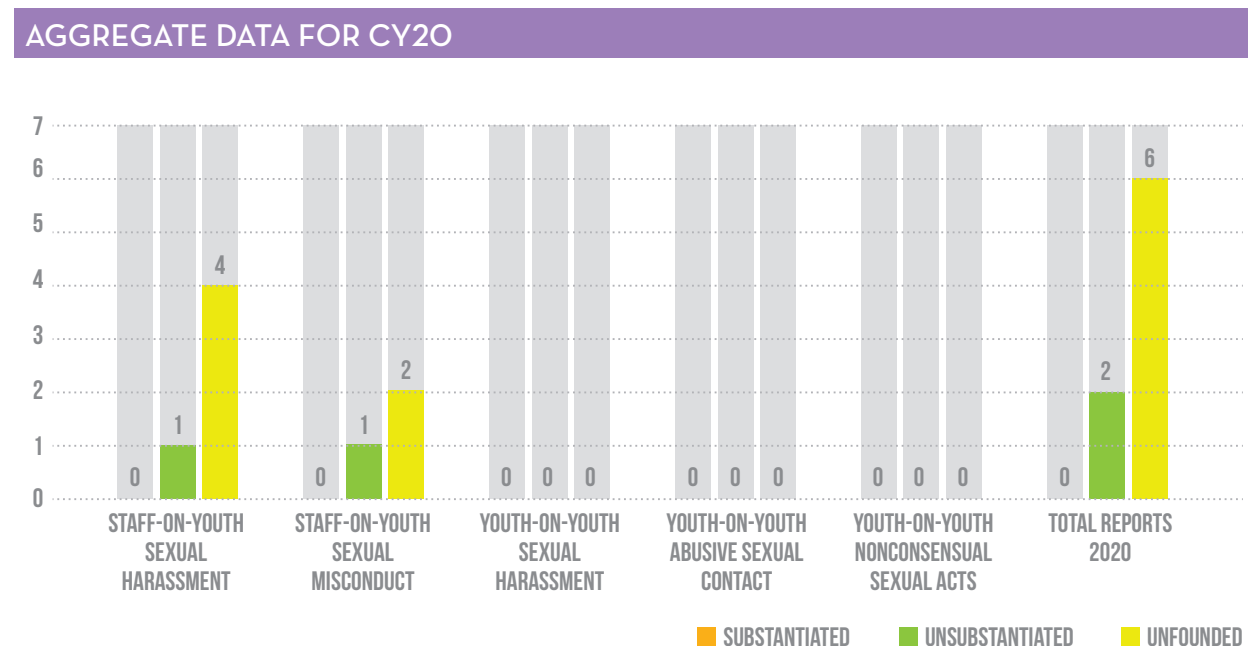


Figure 5: Aggregate data for CY21 by category.

In CY21, DYRS had a total of seven (7) allegations in the agency operated placements. Of those seven, all were unfounded.

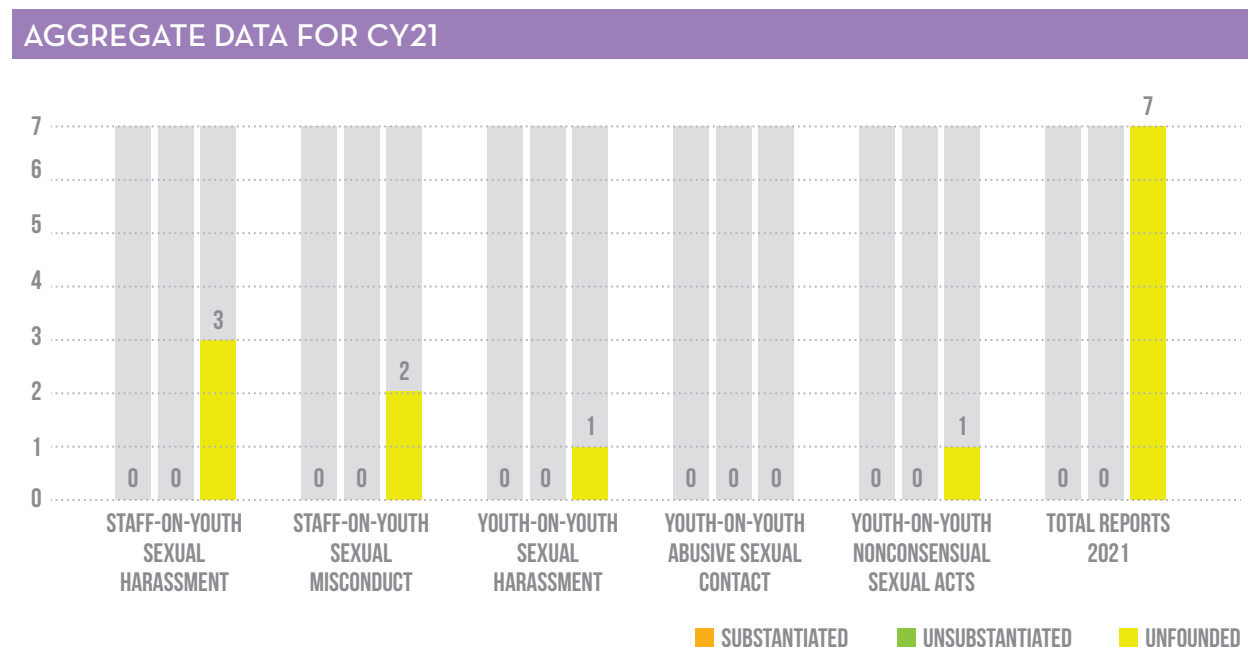


Figure 6: Total Reported Allegations- Five (5) Year Trend.

From CY17 to CY19, the agency experienced an incline in allegations, peaking at 24 allegations in CY19. In CY 21 the total allegations dropped down to 7. DYRS attributes this to increased youth educational groups, annual PREA refresher trainings, and clear reporting processes for youth and staff, as well as a decline in committed youth population. To date, total allegations continue to decline.

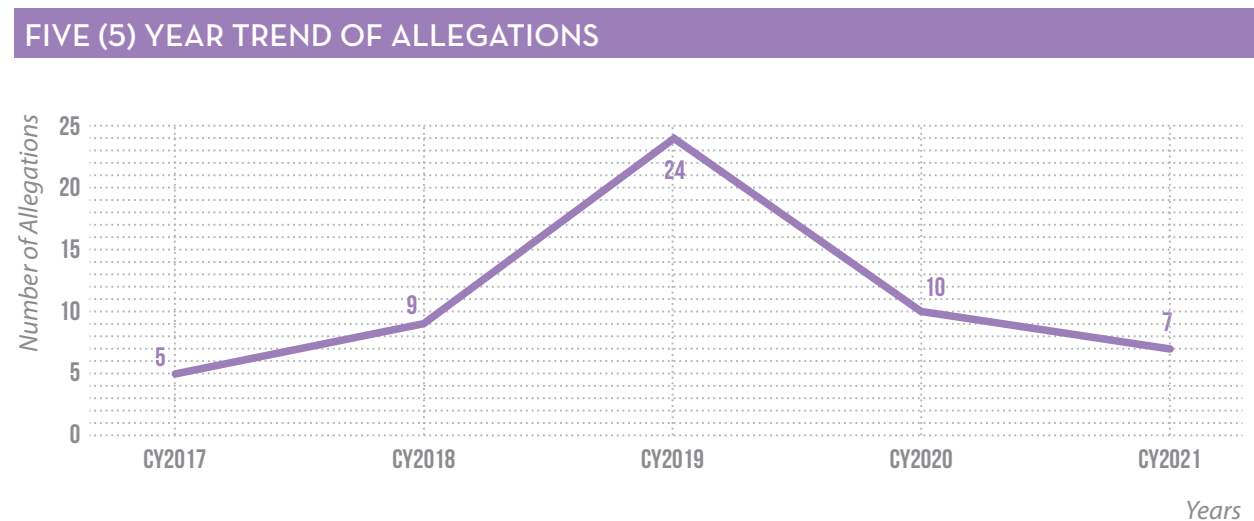


Figure 7: Contracted Facilities Demographics.

DYRS requested data from contracted secure facilities. At the time of this report, DYRS had received data from four total facilities in CY19 and 20 and three facilities in 21. The below demographics represent the total population served by those facilities, not just DYRS youth.

	CY19	CY20	CY21
TOTAL CENSUS DECEMBER 31	384	1,309	189
MALE	369	1,063	173
FEMALE	15	246	16
AGE 17 AND UNDER	306	1,182	163
AGE 18-20	78	125	26
AGE 21 AND OVER	0	2	0
ANNUAL TOTAL ADMISSIONS	1,129	949	389
ANNUAL TOTAL DISCHARGES	1,182	1,004	381

Figure 8: Contracted Facilities Allegations by Category CY19 – CY21

There was a total of 16 allegations over the course of 3 years for the facilities that DYRS contracts with. As above, these numbers reflect DYRS youth only. Of those 16, none had been substantiated.

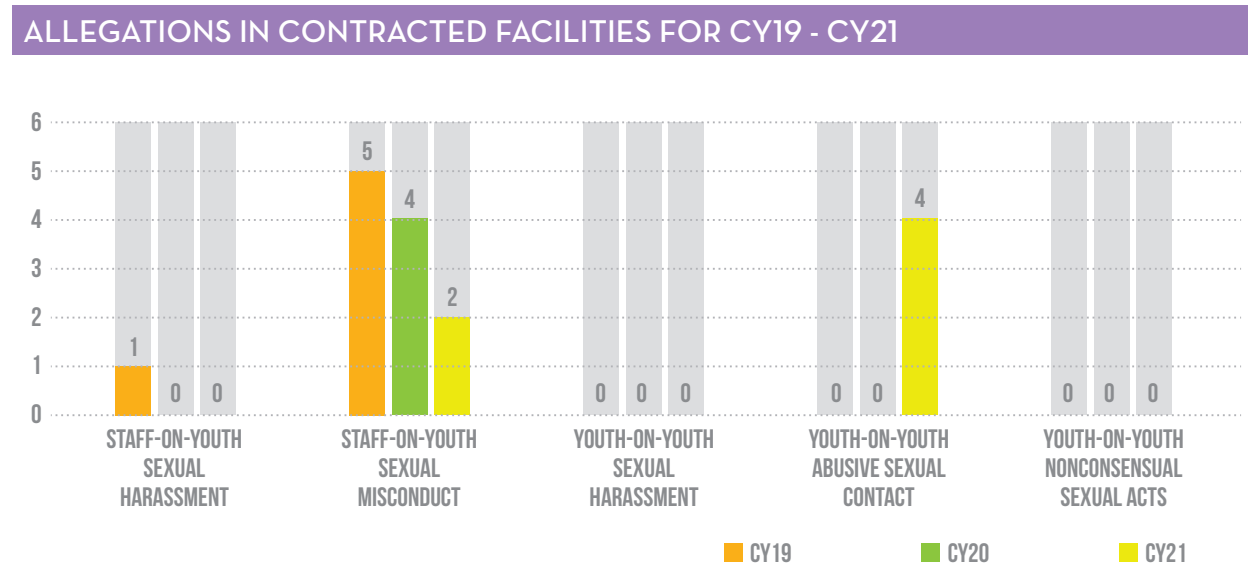
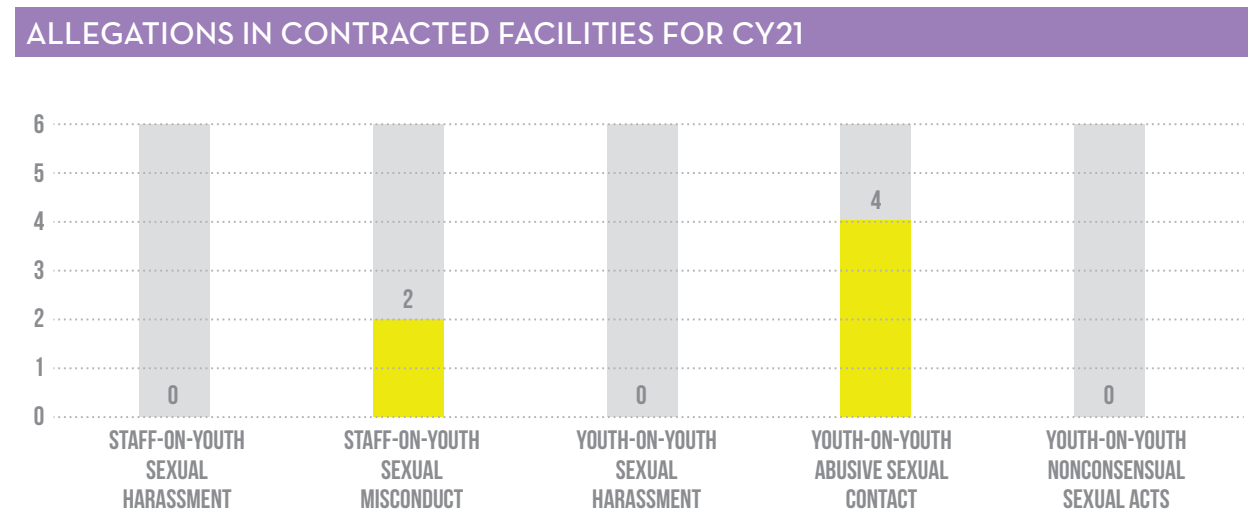


Figure 9: Contracted Facilities Allegations CY21.

In CY2021, there were 6 allegations collectively, of which none were substantiated.



ACCOMPLISHMENTS

The Department of Youth Rehabilitation Services (DYRS) completed their year three (3) cycle three (3) audit conducted by a certified Department of Justice (DOJ) auditor. The audit focused on CY2021. There were four (4) items to abate. DYRS successfully mitigated all outstanding provisions by March 6, 2023.

Approximately 150 direct care staff received the PREA refresher training in CY2019, CY2020 and CY2021. Additionally, 38 medical and mental health staff and 14 contractors received the three-hour online course in "Specialized Training for Sexual Assault Victims in a Confinement Setting."

DYRS will continue its commitment to provide for the safety and well-being of the youth we serve. We continue to invest resources in educating our youth, training our staff, modifying our operational procedures, and upgrading our physical plants to support the prevention, detection, reporting, and investigation of all forms of sexual abuse and sexual harassment. The safety and security of our youth are our top priorities.

PREACH OUTREACH

OUR TEAM

PREA Coordinator

Nancy Fisher, *DBA*

New Beginnings Youth Development Center PREA Compliance Manager

Monica Hill

Youth Services Center PREA Compliance Manager

Kiana Oganga

PREA Training Facilitators

Monica Hill

Kiana Oganga

Ernest Waiters

For additional information, please contact dysr.prea@dc.gov

PREACH OUTREACH

 dyrs.dc.gov

 [DYRSDC](https://www.instagram.com/DYRSDC)

 [dyrsc](https://www.facebook.com/dyrsc)

 [@DYRSDC](https://twitter.com/DYRSDC)



 **WE ARE WASHINGTON**
GOVERNMENT OF THE DISTRICT OF COLUMBIA
MURIEL BOWSER, MAYOR