



Department of Youth Rehabilitation Services PUBLIC SAFETY UPDATE

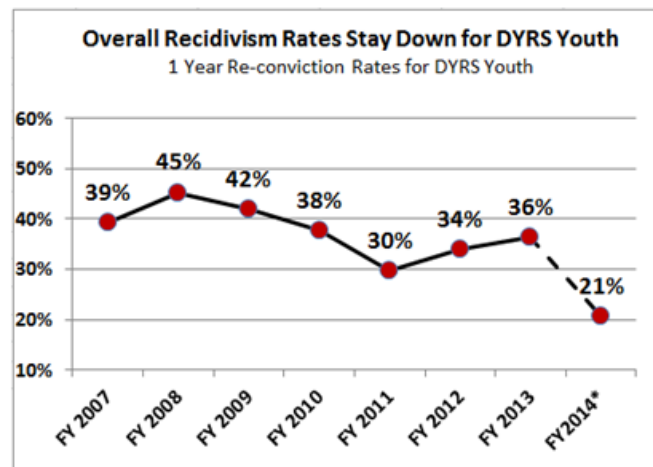
April 2016

The Department of Youth Rehabilitation Services (DYRS) is committed to promoting public safety through the effective rehabilitation of the youth in its care. Many factors influence the public safety outcomes for youth in the District of Columbia. Through effective engagement, proper supervision and appropriate treatment, DYRS plays an important role in guiding court-involved youth toward better decision making. The most recent data, highlighting re-arrest rates for calendar year (CY) 2015 and recidivism rates for fiscal year (FY) 2013 show DYRS's continual improvement in these public safety indicators.

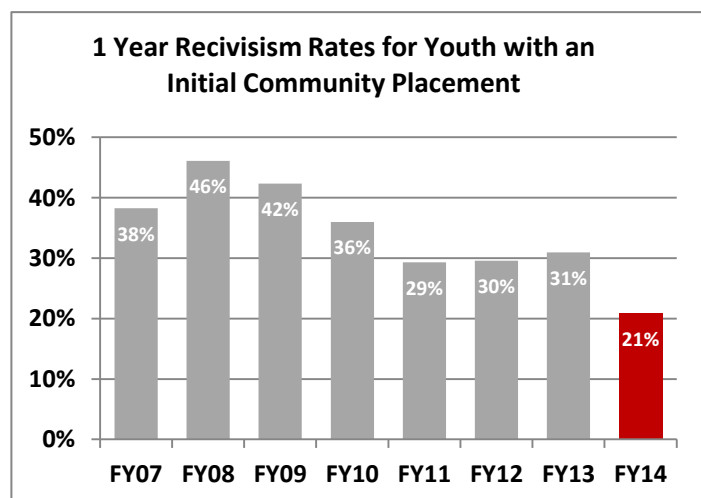
RE-CONVICTIONS CONSISTENT WITH OVERALL TRENDS

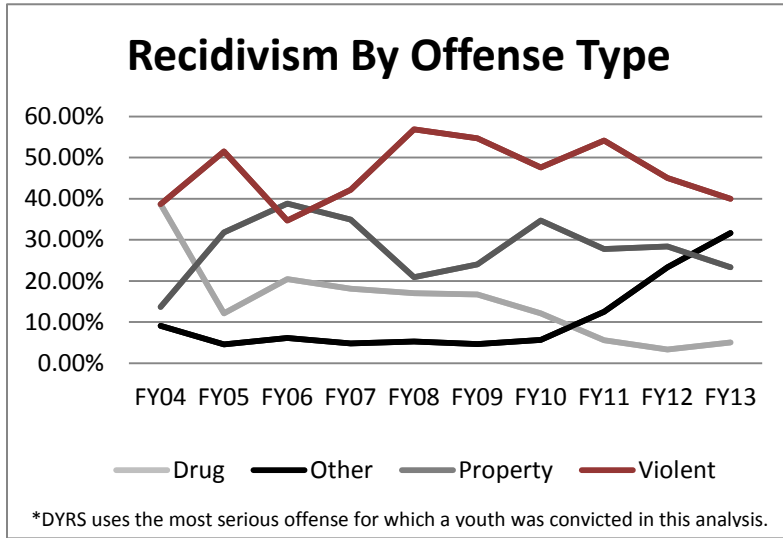
A low percentage of court-involved youth convicted of a new offense within their first year of community placement is a key indicator of youths' success. This percentage, or recidivism rate, is calculated using the newly committed cohort for each fiscal year. Each youth must be in the community for a full year to be counted. Recidivism rates continue to remain well below the high of 45% in FY2008. In FY2013, the latest year for which data is available, the recidivism rate for committed youth was 36%.

Recidivism rates for youth initially placed in the community dropped significantly from 31% in FY2013 to 21% in FY2014. This 10-percentage point decrease may be the result of a number of factors, including improved community-based services, and the addition of programming and services in the then newly instituted Achievement Center at 450 H. Street.



* Numbers for FY2014 include initial community placed youth only. Data for youth placed in secure facilities is pending.





The offenses for which a youth is re-convicted varied throughout the last 10 years. In FY2004, drug offenses made up nearly 40% of the recidivating offenses. Currently, drug offenses account for about 5%. The proportion of property and violent offenses have varied, but is back on a downward trend in the last few years, whereas the category labeled as “other” offenses, including status and other low level offenses, has been on an

upward trend. This indicates that youth are more frequently re-convicted for lower level offenses and less frequently for serious offenses than in previous years.

RE-ARREST DECLINES

Since 2011, the re-arrest rate for DYRS youth remained under 35%, with a low of 25% in CY2012. In 2015, 28% of DYRS youth were re-arrested, a decrease of 5 percentage points from 2014.

DYRS also had a lower proportion of the total city-wide arrests than in the last four years. In CY2015, 4.3% of the young people age 20 and under arrested in the District of Columbia were DYRS youth. This is a decrease compared to 6.3% in CY2014 and 9.1% in CY2011.

